



WE NEVER STOP WORKING FOR YOU

DuraPack Rapid Rail

Automated Side Loader



**Environmental
Solutions Group®**

Proven Design. Legendary Performance.

www.Heil.com

DuraPack Rapid Rail

Proven Design. Legendary Performance.

Heil® has combined two of our amazing products to create the smoothest automated sideload garbage truck in the business! The DuraPack Rapid Rail features all of the benefits of the DuraPack body with the Rapid Rail arm.

The DuraPack® Rapid Rail® has a 1,600-pound lift capacity and an 8-second cycle time. This ensures that it will be a superstar on residential, commercial, and multi-family refuse routes. The strong arm can handle 30 - 300 gallon waste containers, and has virtually zero kick out, allowing operation in tight spots. All this, combined with the legendary DuraPack high-compaction sideload body, makes for a reliable and tough refuse collection vehicle (RCV).

The DuraPack Rapid Rail also features proportional controls and dual joystick capabilities. These proportional controls allow for precision control, while giving the operator a smoother lift and reducing cab shake. This lift-feathering feature is standard, giving the operator the ability to precisely pick up waste containers from difficult areas. This also reduces the need for the operator to exit the cab, and reduces wear and tear on the lift, providing more uptime and a lower Total Cost of Collection (TCC).

The DuraPack Rapid Rail features the built-to-last Heil DuraPack body, which includes a fully welded, interlaced subframe. With formed channels for extra strength, high tensile strength steel to maximize performance at a minimum weight, and full welding for superior resistance to corrosion and cracking, the DuraPack Rapid Rail is a sturdy package with the stamina to absorb years of tough hauling.

We back all Heil units with a worldwide network of knowledgeable dealers and service centers, as well as the industry's first dedicated manufacturer-based training facility and mobile training centers, to help you keep your DuraPack Rapid Rail operating at its peak. Add to that the Heil brand's century-old heritage of commitment to robust quality and customer satisfaction, and you can feel certain that when you choose a DuraPack Rapid Rail you are getting the most productive and durable refuse collection vehicle available.



The Heil DuraPack Rapid Rail Design, performance, and reliability that works for YOU.



Add 3rd Eye Digital Packages

Connect for service verification, body/chassis data, fuel tax reporting, and route management. Includes factory installed 3rd Eye Digital, with the ability to connect up to six cameras with 1080p (FHD) resolution and 30FPS.



Add 3rd Eye IRIS Collision Warning Radar

3rd Eye family of IRIS Collision Warning Radar protects both your drivers, your assets, and those in close proximity to your vehicle using existing 3rd Eye® Mobile camera cables.



Add CNrG Tailgate

The lower profile, fully integrated CNrG® tailgate fuel delivery system will revolutionize the way you use CNG garbage trucks.



Add 300 Gallon Grabbers

The lift can efficiently handle containers from 30 gallons up to 300 gallons, making it an ideal solution for commercial and residential applications.

Smarter By Design, With Loyalty Built In

The DuraPack Rapid Rail was specifically designed to maximize your productivity on daily collection routes.

DuraPack Rapid Rail

+ OPTIMIZED BODY WEIGHT

The DuraPack Rapid Rail is brilliantly designed to have an optimized weight, without sacrificing strength and durability. The result is a perfect combination of dependability and increased payload. Greater route productivity delivers the lowest Total Cost of Collection (TCC).

+ HIGH COMPACTION BODY

High tensile strength steel withstands the exceptional forces of the compaction cycle, ensuring maximum payloads, and fewer trips to the disposal site.

+ SERVICE SMART DESIGN

The Rapid Rail features our Service Smart design, which simplifies routine maintenance. Features include a new soft-shift valve, proximity switches, and a cable carrier that neatly houses and protects all of the arm's hydraulic hoses.

+ IN-CYLINDER HYDRAULIC SENSORS

Odyssey® hydraulic controls cylinder technology delivers reduced lift maintenance and lower parts cost. There are no proximity adjustments and no complex electrical box to troubleshoot. This results in a smoother lift, less operator fatigue and cab shake, and decreased wear.

+ CAN SHAKE FEATURE

Allows the operator to shake stubborn refuse out of the container using a preset number of can shakes at the top of the lift cycle with a simple press of a button.

Reliable Automated Side Loader Performance

+ PROPORTIONAL CONTROLS

The DuraPack Rapid Rail allows for precision control while giving the operator a smoother lift and reducing cab shake. The lift-feathering feature is standard, giving the ability to precisely pick containers from difficult areas. This reduces the need for the operator to exit the cab, lessens wear and tear on the lift, and increases uptime, delivering the Lowest Total Cost of Collection (TCC).

+ RAPID RAIL GRABBER GEARS

Made from specially formulated, high-strength, low-alloy steel, the Rapid Rail features superior hardened grabber gears that virtually eliminate gear wear. The gears are splined to the grabber shafts, and can be cycled up to 1,000,000 times with virtually little evidence of wear.



+ DUAL JOYSTICK CAPABILITY

The easy-to-operate joystick gives the operator precise control. Operate the lift like a Rapid Rail or a DuraPack Python® with a press of a button. This reduces the learning curve and training time, increasing productivity from day one, and allowing operators with mixed fleets to transition from unit to unit with no loss in route time.

+ MOBILE CONTROLLER WITH IN-SIGHT DISPLAY

The "brain" of our system is the rugged mobile controller. This brilliant innovation provides unbeatable intelligence and precise control. Placing the mobile controller in a protected location gives us the intelligence we need and the durability our customers demand. Less downtime, easier service, and unmatched ease of operation.



Discover What Sets The DuraPack Apart




HEAVY LIFTING CAPACITY

1,600 pound lift capacity allows for residential, commercial, and multi-family collection. Utilize one unit with more payload carrying capacity.



ABOVE-GRADE CAN PICK-UPS

The DuraPack Rapid Rail arm can handle above-grade can pick-ups as high as two feet, eliminating the need for the operator to get out and reposition the can.



DURABILITY AND LONGEVITY

Our exclusive, fully welded, interlaced subframe provides exceptional longevity, while resisting abrasion, corrosion, and salt damage. The body is constructed of 7-8 ga. high tensile strength steel, while the hopper features 1/4" thick AR400 steel on the floor, and 3/16" thick AR400 steel on the sides for superior strength and durability.



AUTO LIFT FEATURE

Let the automation do the work. Simply press and hold the grab button, and the arm automatically carries the can up and into the hopper in one smooth motion.

Smarter By Design, With Loyalty Built In

The DuraPack Rapid Rail was specifically designed to maximize your efficiency on daily collection routes.

DuraPack Rapid Rail Specifications

Performance Specifications	
Lift Capacity	Up to 1,600 lbs.
Lift Cycle Time*	8 seconds
Lift Reach	8 ft.
Compaction	Up to 900 lbs. per yd ³
Working RPM	800 (operate-in-gear-at-idle)

* Complete cycle time defined as grip, dump, return and release

Cylinder Specifications			
Body Cylinders	Type	Bore x Stroke	
Tailgate Raise	(2) Double acting	in.	3.0 x 35
		mm	76 x 889
Packer Panel	(2) Double acting	in.	5.5 x 6.3
		mm	140 x 1,600
Packer/Ejector (Eject Model)	(2) Double Acting	in.	(26) 5.5 x 141
			(28) 5.5 x 151
			(33) 5.5 x 181
		mm	(26) 140 x 3,581
			(28) 140 x 3,835
			(33) 140 x 4,597
Tailgate Locking	(2) Double Acting	in.	3.0 x 3.625
		mm	76 x 92
Lift Cylinders			
Reach	(1) Double Acting	in.	1.75 x 71.25
		mm	44 x 1810
Grab	(1) Double Acting	in.	3.0 x 8.0
		mm	76 x 203
Raise	(1) Double Acting	in.	3.0 x 16
		mm	76 x 406
Dump	(1) Double Acting	in.	3.0 x 8.0
		mm	76 x 203

Hydraulic Specifications	
PUMP	Operate-In-Gear-At-Idle (standard)
Type	Tandem Vane
Maximum Operating Pressure	2,500 psi (17,238 kPa)
Working RPM	800 RPM approx.
Flow at Working RPM	28 GPM (106 LPM) approx.
OIL RESERVOIR	Chassis frame mounted
Gross Capacity	50 gallons (190 liters)
Filters	Return line 3 micron, 140 micron suction strainer
VALVES	
Packing Control	Electric, push button operated
Tailgate	Air operated toggle
Tailgate Locking	
Body Raise	

Typical Chassis Configuration*			22 yd ³	24 yd ³	26 yd ³	28 yd ³	33 yd ³
Min. GVWR		lbs.	52,000	52,000	56,000	58,000	62,000
Min. GAWR	Front	lbs.	18,000	18,000	18,000	18,000	18,000
	Rear	lbs.	34,000	34,000	38,000	40,000	44,000
Usable CT	C.O.E.	in.	185 ± 3	185 ± 3	185 ± 3	185 ± 3	208 ± 3
	Conventional Cab	in.	192 ± 3	192 ± 3	192 ± 3	192 ± 3	208 ± 3
Wheelbase	C.O.E.	in.	210 ± 3	210 ± 3	210 ± 3	210 ± 3	225 ± 3
	Conventional Cab	in.	260 ± 3	266 ± 3	260 ± 3	266 ± 3	276 ± 3
Min. Platform	C.O.E.	in.	270	270	270	270	317
	Conventional Cab	in.	277	277	277	277	317

* Additional Requirements
 • 425 ft.-lbs. required engine torque at pump shaft at idle.
 • Neutral signal, brake signal, and R-stator signal dedicated for body builder use in cab.
 • 130 amp alternator - minimum.

Body Specifications			22 yd ³	24 yd ³	26 yd ³	28 yd ³	33 yd ³
Body Capacity		yd ³	22	24	26	28	33
		m ³	16.8	18.3	19.3	21.4	25.2
Hopper Capacity		yd ³	4.7	4.7	4.7	4.7	4.7
		m ³	3.6	3.6	3.6	3.6	3.6
Overall Length		in.	268	278	287	297	332
		mm	6,807	7,061	7,290	7,543	8,433
Overall Length (Tailgate Raised)		in.	345	357	345	357	395
		mm	8,763	9,068	8,763	9,068	10,033
Overall Width		in.	96	96	96	96	96
		mm	2,438	2,438	2,438	2,438	2,438
Overall Height Above Frame	body lowered	in.	103	103	103	103	103
		mm	2,616	2,616	2,616	2,616	2,616
	body raised	in.	190	190	190	190	190
		mm	4,826	4,826	4,826	4,826	4,826
	tailgate raised	in.	180	180	180	180	180
		mm	4,560	4,560	4,560	4,560	4,560
Gross Weight (Route Ready)		lbs.	16,000	16,200	16,300	16,700	18,000
		kg.	7,260	7,350	7,400	7,580	8,170

Automated Lift Specifications	
Lift Load Capacity	1,600 lbs.
Cycle Time	8 seconds @ idle
Reach	8' reach
Ground Clearance	20 in. from ground to bottom of grabber arms (based on a 42 in. chassis rail height)
Weight*	1,850 lbs. approximate
Controls	Electric over hydraulic

* Weight includes standard 60/90 gallon grabbers

All designs, specifications, and components are subject to change at the manufacturer's sole discretion at any time without notice. Data published herein is for information purposes only and shall not be construed to warrant suitability of the unit for any particular purpose, as performance may vary with the conditions encountered. The only warranty is our standard written Warranty Statement for this product at the time of shipment.



WE NEVER STOP WORKING FOR YOU

DuraPack Rapid Rail

Automated Side Loader



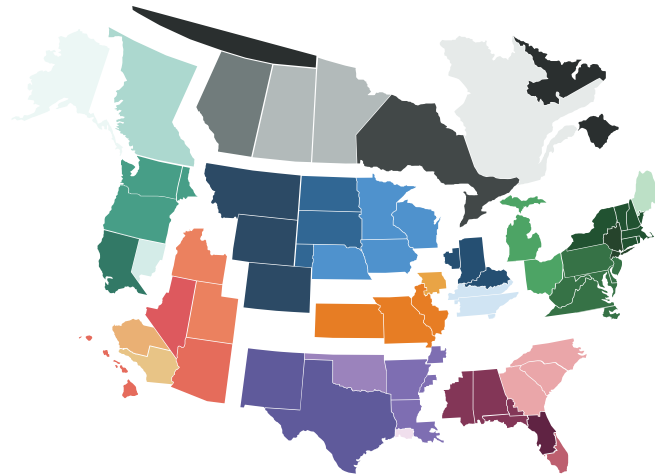
EXPEDITE THE PURCHASE OF YOUR HEIL UNIT THROUGH SOURCEWELL

Sourcewell Cooperative Purchasing Program has awarded Heil a nationally bid contract for “Solid Waste and Recycling Collection Equipment with Related Equipment, Accessories, and Supplies.” Through the Heil contract, Sourcewell members can purchase any of the Heil line of refuse and recycling equipment, including front-loading, side-loading, and rear-loading refuse collection vehicles, without having to create an RFP and send the project through a time-consuming duplicate bid process. By using the existing nationally bid contract, members can receive the products they need more quickly and cost effectively. Best of all, Sourcewell membership is free! Qualified agencies can join online via the Sourcewell purchasing website at www.sourcewell-mn.gov. To find out more about purchasing Heil equipment via the Sourcewell contract, please contact your local Heil Dealer at www.heil.com/dealers.



TRUST HEIL CERTIFIED OEM PARTS

Heil Certified OEM parts are the most reliable replacement parts for Heil refuse collection vehicles. They're made following the exact specifications and production processes on the same assembly lines as the parts originally installed on the bodies. This means that they fit perfectly every time. Heil uses only the highest-quality materials for parts that last - minimizing costly downtime. For more information on parts, contact your Heil dealer. Visit: www.heil.com/dealers to find the dealer nearest you.



RELY ON EXPERIENCED LOCAL SUPPORT

When you buy from Heil, you gain the aftermarket support of the industry's strongest network of dealers in North America. We stand behind our dealers, so you get the product support you need for the life of your products. Our dealers are also trained to help you find the best product for your particular route needs. To find the Heil dealer nearest you, visit: www.heil.com/dealers.



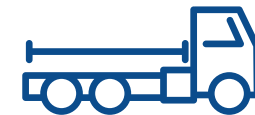
All Heil products are Connected Collections® ready. This is part of our vision, focused on helping fleet owners make better decisions, faster. For more information on ESG's Connected Collections, contact your local Heil dealer or visit us online at www.heil.com/connected-collections

www.heil.com    



COUNT ON THE LOWEST TCC

Helping you save money is our passion, and we apply tremendous resources to advance our product and service offerings to improve the profitability of your business and provide the lowest Total Cost of Collection and the maximum return on your investment. You can be confident that choosing Heil equipment brings a long-term partnership with the industry leader.



CONFIGURATION ASSISTANCE

Chassis layout drawings are available through your local Heil dealer. To find your dealer, visit www.heil.com/dealers.



INDUSTRY-LEADING TRAINING

Heil has completely revamped their training programs with the addition of both the Heil Service Shack® and our four-tiered Nextelligence® Connected-Tech Training Program. Now, customers can visit the Heil Service Shack on the Heil website to learn the latest techniques and view helpful service and training videos any time, as well as sign up for Connected-Tech courses to better train technicians on Heil Refuse Products. Ensure your shops are servicing your Heil products correctly; check out the Heil training offerings at www.heil.com/nextelligence.



WE NEVER STOP WORKING FOR YOU

www.heil.com

Contact your Heil® authorized dealer: